

NC150 Dri-Prime® Pump

The Godwin Dri-Prime NC150 pump is an extremely powerful yet compact pump with flow capabilities to 403 m³/hr and discharge heads to 58 metres.

The NC150 features the unique patented N-technology with its innovative self-cleaning impeller. Godwin N-pumps deliver the highest total efficiency. It lowers your fuel bill and reduces unplanned maintenance costs.

This makes it an extremely effective pump, suitable for both sewage and clean water applications. The powerful NC150 has proven itself a pump of choice when pumping stringy material and general dewatering applications.



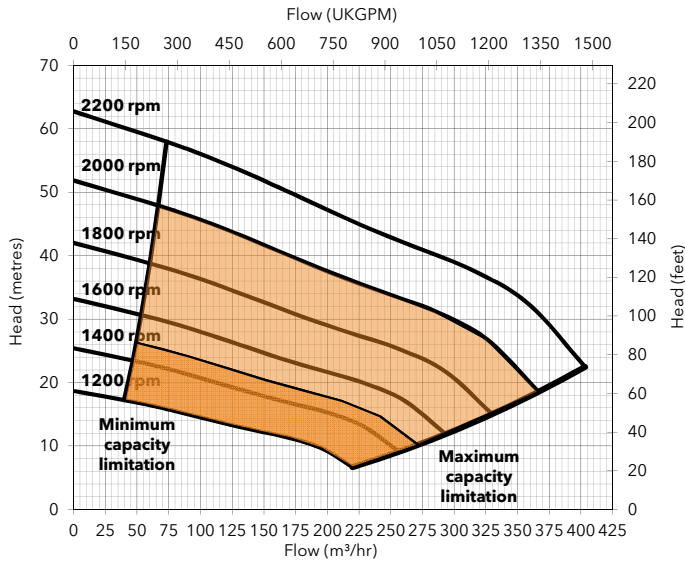
Features and Benefits

- Fully automatic priming from dry to 8.5 metres suction lift.
- Godwin Dri-Prime is a continuously operated Venturi air ejector priming device which requires no periodic adjustment or control.
- Dry-running high pressure oil bath mechanical seal, with high abrasion resistant silicon carbide faces.
- A Close-coupled centrifugal pump with Godwin Dri-Prime system mounted to a diesel engine or electric drive.
- Incorporates high efficiency N-Pump technology.
- Also available as a Hush-Pac, bareshaft pumpend or highway trailer.
- Standard build engines; Perkins 1104D-44T, Perkins 404D-22, Perkins 404D-22T. Other engine options are available.

Specifications

Suction connection	150 mm (6" BS10 Table 'D')
Delivery connection	150 mm (6" BS10 Table 'D')
Max capacity	403 m ³ /hr
Max Head	58 metres
Max Impeller diameter	286 mm
Max operating temp	80 °C
Max working pressure	6.2 bar
Max suction pressure	4.0 bar
Max casing pressure	9.2 bar
Max operating speed	2200 rpm

Performance Curve



Engine option 1

Price list ref - NC150-01-DBO-003

Perkins, 1104D-44T, 54.7 kW @ 2000 rpm

Impeller diameter 286 mm

Pump Speed 2000 rpm

Suction Lift Table

Total Suction Head (metres)	Total Delivery Head (metres)				
	16	29	38	42	47
	Output (m³/hr)				
3.0	325	250	120	75	10
4.6	270	230	110	50	-
6.1	225	200	70	-	-
7.6	175	140	50	-	-

Fuel capacity (Full) 390 litres, (Usable) 318 litres

Fuel consumption @ 2000 rpm BEP 13 litres/hour

Weight: (Dry) 1,800 kg, (Wet) 2,130 kg

Dimensions: (L) 2,500 x (W) 930 x (H) 1,389 mm

Performance data provided in tables is based on water tests at sea level and 20°C ambient. All information is approximate and for general guidance only. Please contact the factory or office for further details.

Materials

Pump casing & suction cover	Cast iron BS EN 1561 - 1997
Wearplates	Front - Hard Iron BS EN 12513:2000
Pump Shaft	Carbon steel BS 970:1991 817M40T
Impeller	Hard Iron BS EN 12513:2000
Non-return Valve body	Cast iron BS EN 1561 - 1997
Mechanical Seal Faces	Silicon carbide vs silicon carbide

Engine option 2

Price list ref - NC150-01-DBO-001

Perkins, 404D-22, 20.2 kW @ 1600 rpm

Impeller diameter 265 mm

Pump Speed 1600 rpm

Suction Lift Table

Total Suction Head (metres)	Total Delivery Head (metres)				
	7	14	19	21	24
	Output (m³/hr)				
3.0	241	185	89	56	7
4.6	200	170	82	37	-
6.1	167	148	52	-	-
7.6	130	104	37	-	-

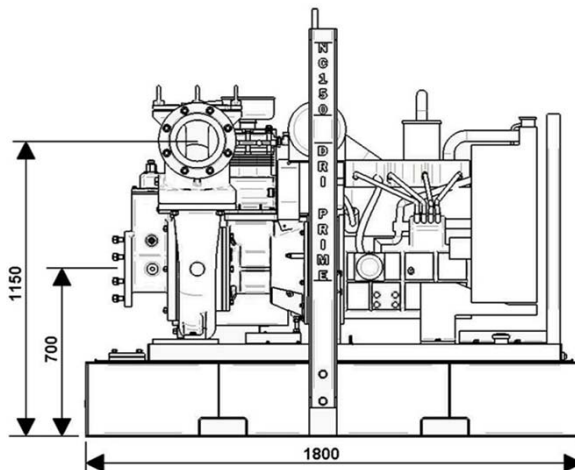
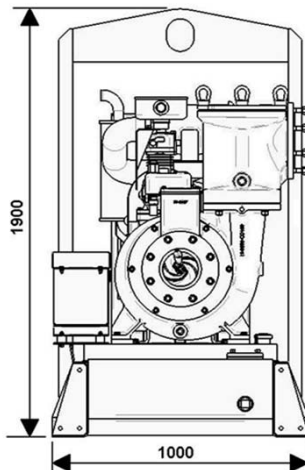
Fuel capacity (Full) 170 litres, (Usable) 140 litres

Fuel consumption @ 1600 rpm BEP 4 litres/hour

Weight: (Dry) 1,200 kg, (Wet) 1,345 kg

Dimensions: (L) 1,800 x (W) 1,000 x (H) 1,900 mm

Performance data provided in tables is based on water tests at sea level and 20°C ambient. All information is approximate and for general guidance only. Please contact the factory or office for further details.



Global Industries
Hamriyah Free Zone - PH1,
Sharjah, UAE



Assessed to ISO 9001:2008
Certificate N° 1027

Reference number : 95-1805-1000
Date of issue : 09 January 2013
Issue : 8